





St. MARY'S CHURCH, MALTON
(formerly Malton Priory)
North Door, west face

Geology

-  **Coarse-grained
Hildenley Limestone**
-  **Fine-grained
Hildenley Limestone**
-  **Oolitic Limestone**
-  **Clipsham Semi-Oolitic
Limestone**

